



Service-Module for Decoder for Switchboard Lights

from the *Digital-Professional-Series* !

GBS-Service-F Part-No.: 050042

>> finished module <<

Suitable for the Decoder for Switchboard Lights GBS-DEC and the KeyCommander KeyCom for setting addresses and operation mode.

If the **Service-Module GBS-Service** will be connected to the **Master-Module** of the Decoder for Switchboard Lights or to the **KeyCommander**,

⇒ the setting of addresses and operating mode can be carried out with 4 keys and a 16-digit lc-display.

This product is not a toy! Not suitable for children under 14 years of age!
The kit contains small parts, which should be kept away from children under 3!
Improper use will imply danger of injuring due to sharp edges and tips! Please store this instruction carefully.



Introduction/Safety instruction:

You have purchased the **Service-Module GBS-Service** for the **Decoder for Switchboard Lights GBS-DEC** for your model railway.

The **Service-Module GBS-Service** is a high quality product that is supplied within the *Digital-Professional-Series* of Littfinski DatenTechnik (LDT).

We are wishing you having a good time using this product.

The finished module comes with **24 month warranty**.

- Please read the following instructions carefully. Warranty will expire due to damages caused by disregarding the operating instructions. LDT will also not be liable for any consequential damages caused by improper use or installation.
- We designed our devices for indoor use only.

Connect the Service-Module GBS-Service to the Master-Module GBS-Master:

- **Attention:** Before starting the installation switch off the drive voltage by pushing the stop button or disconnect the main supply.

Connect the **15-poles pin-plug** of the Service-Module **GBS-Service** to the **15-poles socket-plug** of the Master-Module **GBS-Master** or to the **KeyCommander**.

Avoid any offset of the pin contact strip to the correct socket connection.

Mode of operation:

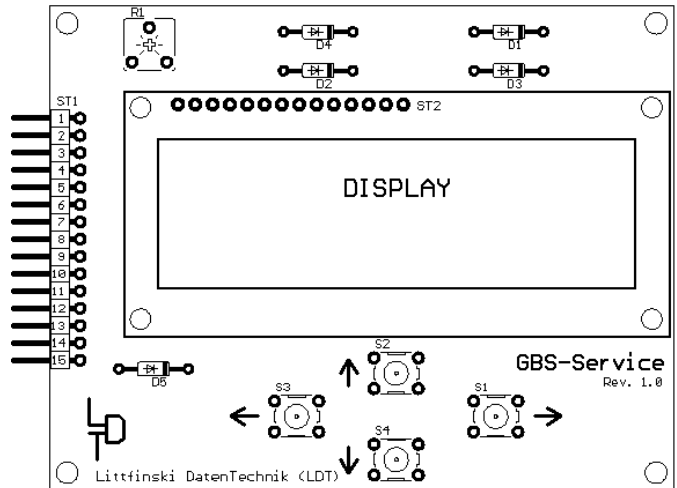
The **Service-Module GBS-Service** can operate **only together** with a **Master-Module GBS-Master** or a **KeyCommander** as it relays to the operating voltage and data of those modules.

Colored sample connections can be found on our Web-Site www.ldt-infocenter.com at the section "Sample Connections".

On which Master-Module (**GBS-Master-MM**, **GBS-Master-DC** or **GBS-Master-s88**) the Service-Module shall operate is indifferent.

At the **first start of operation** on a Master-Module or a KeyCommander, please turn **carefully** the **trim-pot R1** a **half turn** to the **right** or **left** by using a **small screw driver** until you receive an optimal reading of the information at the display.

Now is the Service-Module ready for operation. The further application of the module will be explained within the operating instruction of the Master-Module respectively the KeyCommander.



Further products from our Digital-Professional-Series:

S-DEC-4

4-fold turnout decoder for four magnet accessories and 1A switching current each. With free programmable decoder address.

M-DEC

4-fold decoder for motor driven turnouts (Conrad, Hoffmann, Fulgurex etc.) with free programmable decoder address and possible external power supply.

SA-DEC-4

4-fold switch decoder with four bistable relays of 2A switching current each and free programmable decoder address.

RM- 88-N / RM-88-N-Opto

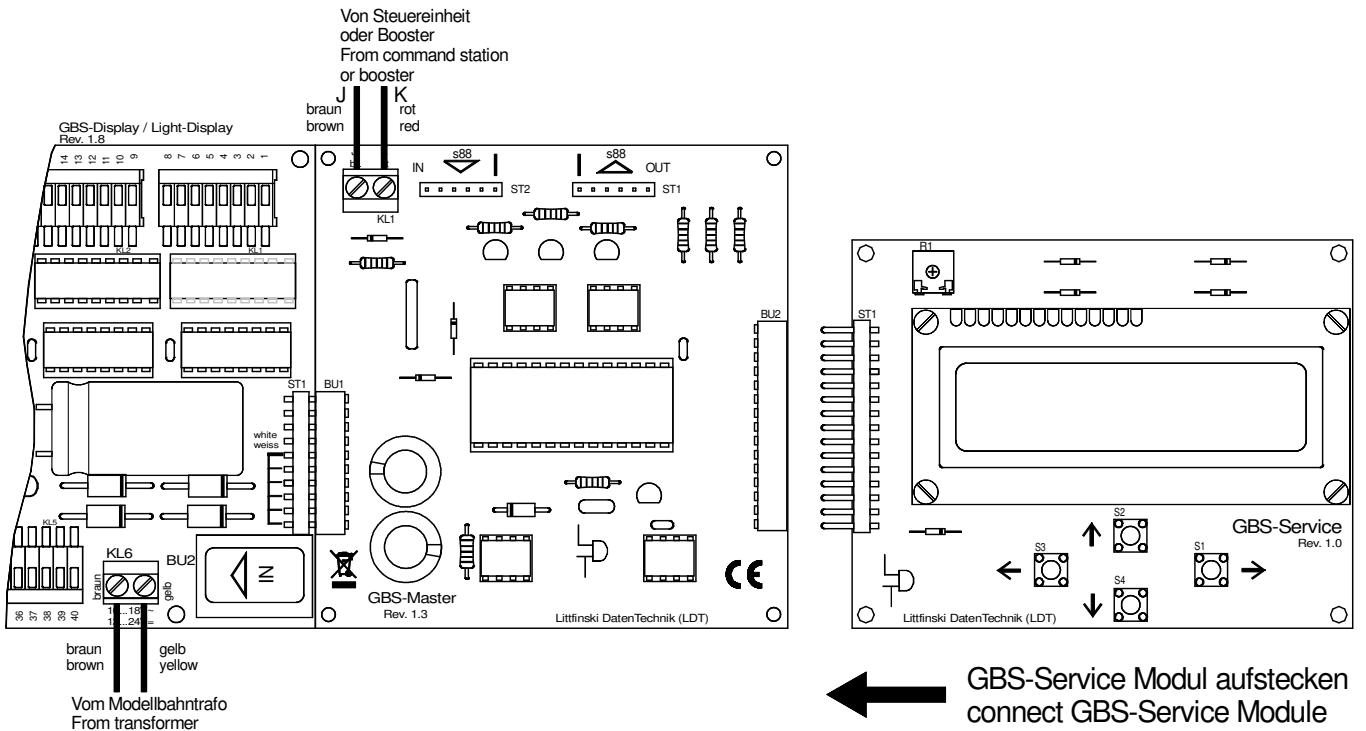
16-fold feedback module for the s88-feedback bus. For s88-standard connections and connections to s88-N.

RM-GB-8-N

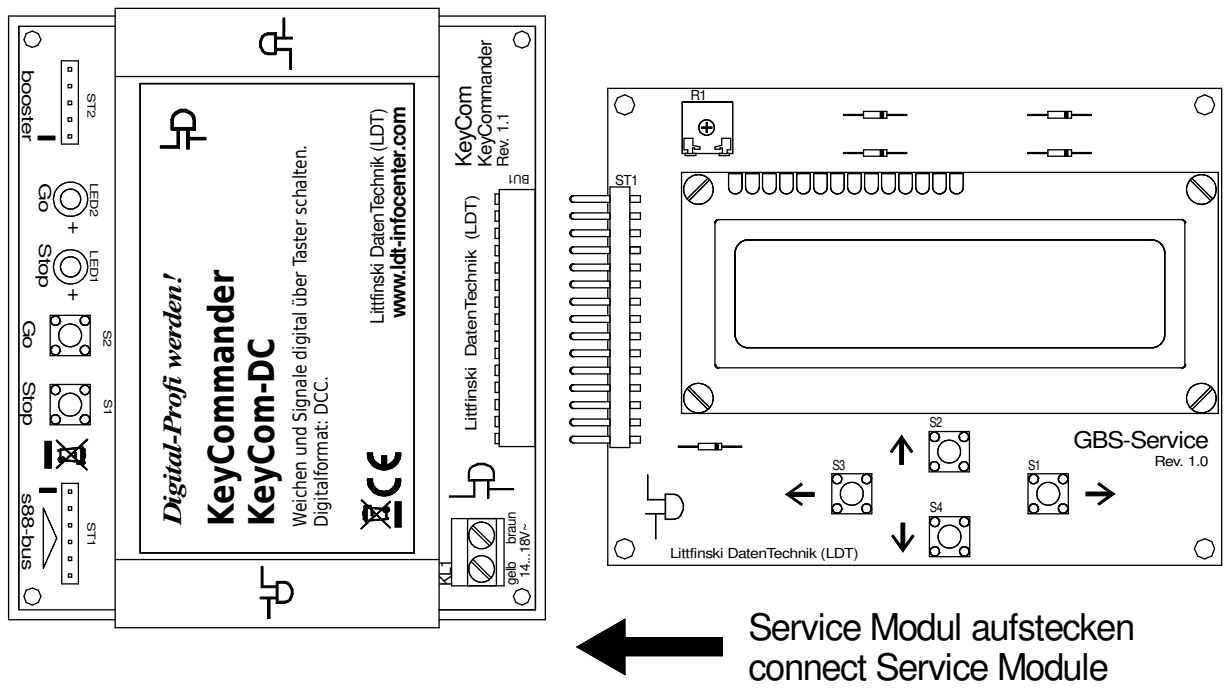
8-fold feedback module with integrated track occupancy detectors for the s88-feedback bus. For s88-standard connections and connections to s88-N.

All components are available as easy to assemble **complete kits** as **finished modules** or as **finished modules in a case**.

Picture 1: The Service-Module GBS-Service connected to the Master-Module GBS-Master via the 15-poles pin plug.



Picture 2: The Service Module GBS-Service connected to the KeyCommander KeyCom via the 15-poles pin plug.



Made in Europe by
Littfinski DatenTechnik (LDT)
Bühler electronic GmbH
Ulmenstraße 43
15370 Fredersdorf / Germany
Phone: +49 (0) 33439 / 867-0
Internet: www.ldt-infocenter.com
Subject to technical changes and errors. © 09/2022 by LDT