



Connection Cable (0.5m)

for the s88-feedback bus and the light controls

Light@Night and Light-DEC

from the *Digital-Professional-Series!*

Kabel s88 0,5m Part-No.: 000102

Kabel Light@Night 0,5m Part-No.: 000102

The interference protected twisted connection cable of 0.5 meter length can be used for:

- ⇒ extending the installation distance of all LDT s88 components or directly to the command station / interface or to each other (for RM-88-N, RM-88-N-O, RM-GB-8-N only).
- ⇒ connecting s88 feedback module from Märklin / Viessmann directly together at a distance of 0,5 meter or extend the installation at 0.5 meter distance each.
- ⇒ connecting the Light-Display and Light-Power Module of the light control Light@Night and Light-DEC to each other.

This product is not a toy! Not suitable for children under 14 years of age! The kit contains small parts, which should be kept away from children under 3 years of age! Improper use will imply danger of injuring due to sharp edges and tips! Please store this instruction carefully.



Introduction / Safety Information:

You have purchased a connection cable for your digital model railway.

The connection cable is a high quality product which is supplied within the assortment of Littfinski DatenTechnik (LDT).

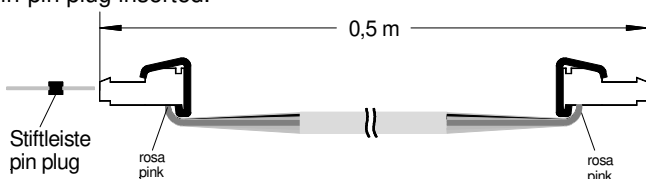
We are wishing you having a good time using this product.

The connection cable comes with a **24 month warranty**.

- Please read the following instructions carefully. Warranty will expire due to damages caused by disregarding the operating instructions. LDT will also not be liable for any consequential damage caused by improper use or installation.
- We designed our devices for indoor use only.
- **Attention:** Please switch off your model railway by disconnecting the transformers from AC-current before starting any installation.

Description for Kabel s88:

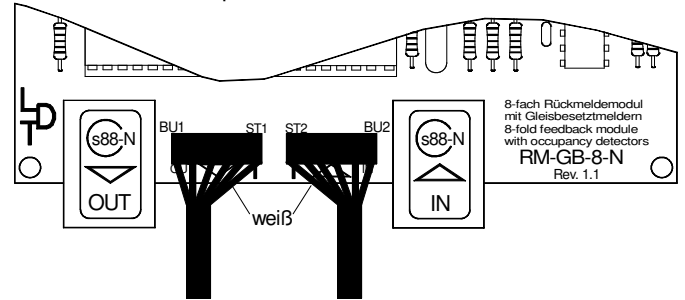
The connection cable consists of a 0.5 meter twisted bus cable with two original s88 pin socket connectors. At one socket is a pin-pin plug inserted.



If you want to use the s88 connection cable for connection of the feedback module **RM-88-N**, **RM-88-N-O** or **RM-GB-8-N** you have to remove at first the pin-pin plug.

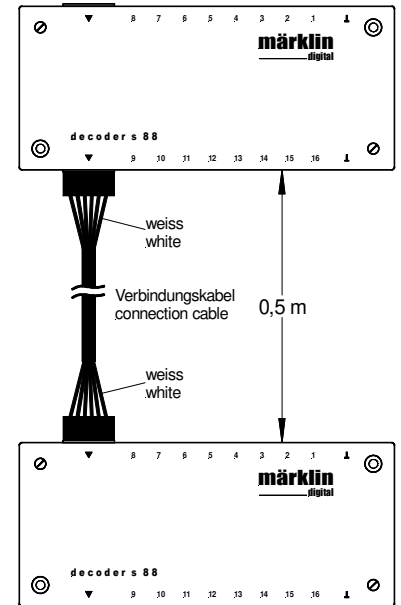
Attach now one socket in that position onto the **6-poles pin bar** of the feedback module that the **single white wire** corresponds with **white marking** at the pin bar.

Please **attend** to the **marking** at the pin bar "OUT" and "IN" in accordance to the operation instruction of the feedback module.

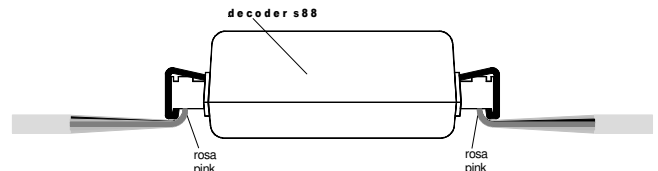


Attach the second pin-socket of the bus-cable directly to the digital central unit or to the interface respectively to an other feedback module within the feedback line.

If you want to use the s88 connection cable for connecting two Märklin or Viessmann feedback module together please remove first the pin-plug. Insert the pin-socket connectors of the connection cable into the feedback module that the cable is directed to the bottom. To assure a constant orientation has the white single wire to be located into the direction to the middle of the feedback module.



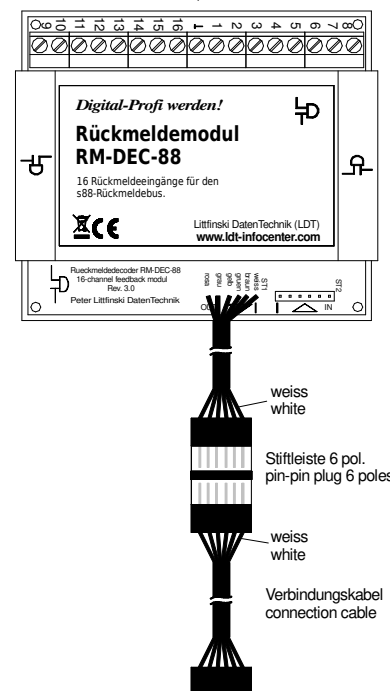
The following draft shows an assembled s88 connection cable shown from the left side.



If you want to extend the s88 bus-connection of the former LDT feedback module **RM-DEC-88(-O)** or **RM-GB-8** by 0.5m please leave the pin-pin plug bar inserted at the socket connector.

The right side draft indicates how to extend the 75cm s88 bus-cable of a feedback module RM-DEC-88 by 0.5 meters.

Attend to the correct orientation of the bus connectors to assure that the cable colors of the single wires correspond exactly.



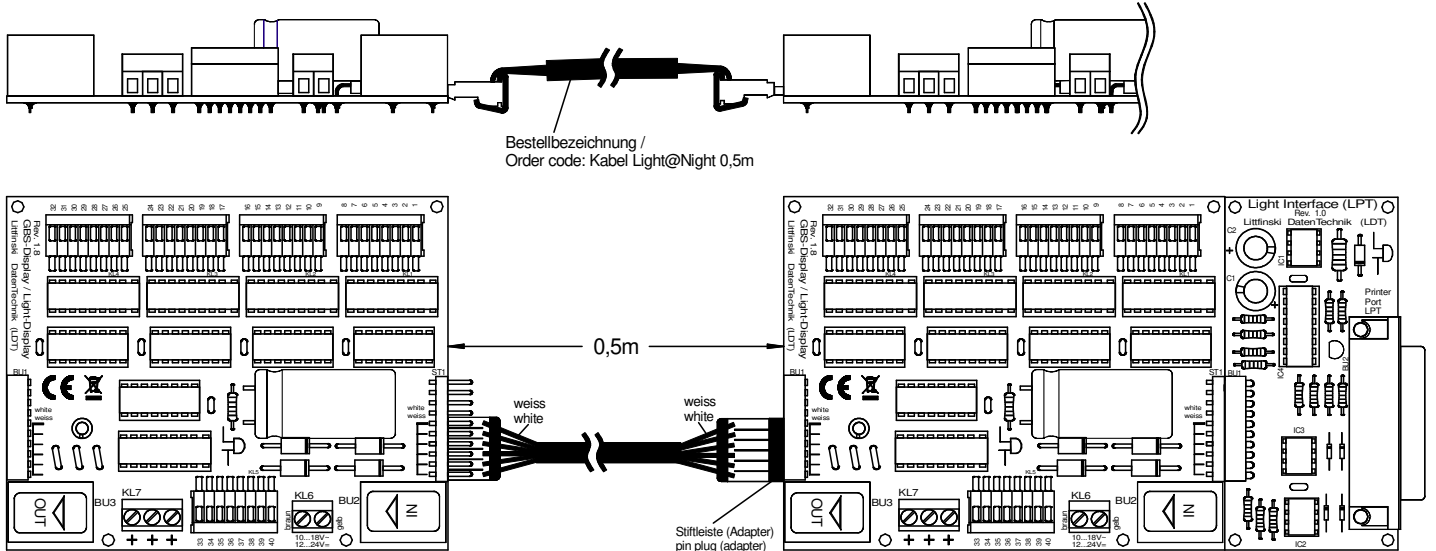
Description for Kabel Light@Night:

If you use the PC-light control **Light@Night** or the Layout-light control **Light-DEC** and you do not want to connect the Light-Display respectively Light-Power Module directly onto each other but prefer the installation of the module at a larger distance you can use the Kabel **Light@Night** with a length of 0.5 meters.

Insert the pin-plug connector of the connection cable with the pin plug into the 10-poles socket bar of the previous Light-Display- respectively Light-Power Module at a position that the white single wire of the connection cable corresponds to the white marking at the Light-Display- respectively Light-Power Module.

The other side of the cable has to be connected to the 10-poles pin-plug of the next module. Also on this side it has to be assured that the white single wire of the connection cable corresponds to the white marking at the Light-Display respectively Light-Power Module.

The following draft shows the correct connection of the connection cable. The cable has to be directed to the top.



Please pay attention: The first Light-Display respectively Light-Power Module has always to be connected directly to the Light-Interface (LI-LPT or LI-LAN) the PC-Light-Control **Light@Night** respectively always directly onto the Basic-Module of the Layout Light-Control **Light-DEC**. Therefore is it only possible to use the connection cable **Kabel Light@Night** for the connection of the second to the first Module.

Further products from the *Digital-Professional-Series*:

Kabel s88 1m / Kabel Light@Night 1m

Connection cable (1m) for the s88-feedback bus and the Light Controls Light@Night and Light-DEC.

Kabel s88 2m / Kabel Light@Night 2m

Connection cable (2m) for the s88-feedback bus and the Light Controls Light@Night and Light-DEC.

S-DEC-4

4-fold turnout decoder for four magnet accessories with free programmable decoder addresses and possible external power supply.

SA-DEC-4

4-fold switch-decoder with four bistable relays and free programmable decoder addresses and possible external power supply.

LS-DEC-DB, -DR, -KS, -ÖBB, -SBB, -NS, -NMBS, -BR, -FS, -SJ, -SNCF, -CFL, -USA, -CSD, -8x2

4-fold light signal decoder. Light signals switched directly via decoder addresses.

RM-88-N / RM-88-N-O

16-fold feedback modules for the s88-feedback bus. **RM-88-N-O** with integrated opto coupling.

RM-GB-8-N

8-fold feedback modules with integrated track occupancy detectors for the s88-feedback bus.

HSI-88-(USB)

High Speed Interface for the s88-feedback bus. Offers the possibility to create three feedback lines. The feedback reports will be transmitted directly via the command station via the COM- (**HSI-88**) or the USB-Interface (**HSI-88-USB**) to the PC.

Made in Europe by
Littfinski DatenTechnik (LDT)
Bühler electronic GmbH
Ulmenstraße 43
15370 Fredersdorf / Germany
Phone: +49 (0) 33439 / 867-0
Internet: www.ldt-infocenter.com

Subject to technical changes and errors. © 09/2022 by LDT
Märklin and Viessmann are registered trademarks