



# SupplyBox

**for direct current supply from  
switched mode mains power supply  
from the Digital-Professional-Series !**

**SB-4-F Part-No.: 600602**  
**>> finished module <<**

**Practical unit for the direct current supply from  
switched mode mains power supply.**

Onto the **SupplyBox** can be connected up to

⇒ **two Märklin Switched Mode Mains Power  
Supply units 60061**

and

⇒ **two Switched Mode Mains Power Supply  
units with 5.5x2.1mm round plugs.**

This product is not a toy! Not suitable for children under 14 years of age! The kit contains small parts, which should be kept away from children under 3! Improper use will imply danger of injuring due to sharp edges and tips! Please store this instruction carefully.



## Introduction/Safety instruction:

You have purchased the **SupplyBox SB-4** for your model railway a kit or as finished module supplied within the assortment of Littfinski DatenTechnik (LDT).

We wish you having a good time using this product.

- Please read the following instructions carefully. Warranty will expire due to damages caused by disregarding the operating instructions. LDT will also not be liable for any consequential damages caused by improper use or installation.
- We designed our devices for indoor use only.

The finished module comes with **24 month warranty**.

## Application of the SupplyBox:

Nowadays the classical model railway transformer will not be used anymore. As a replacement will now be switched mode power supply units used.

The advantage of these units: they have a considerable higher efficiency and supply an electronic stabilized output voltage.

The handling of this units is a little more difficult for the model railroader. There is no clamp for the installation of the supply wires available at the switched power supplies. The switched mode power supplies have a connected plug which shall probably not to be removed.

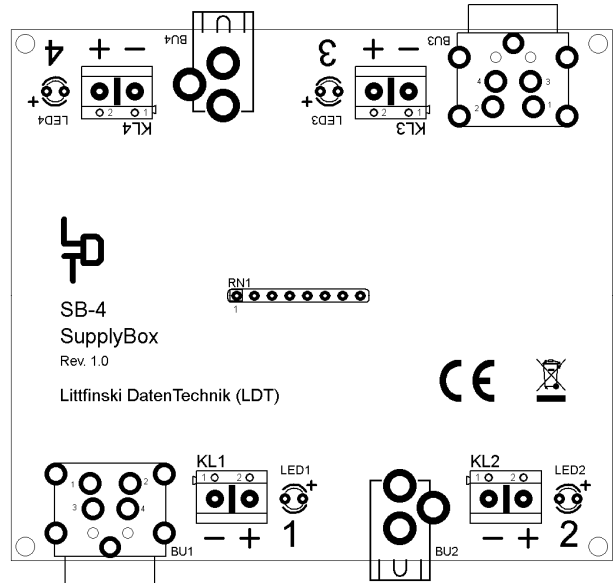
The alternative will be the **SupplyBox SB-4**. This unit contains two sockets suitable for the plugs of the **Märklin Switched Mode Power Supply 60061**. Two further sockets are available for the connection of **5.5x2.1mm round plugs of various switched mode power supplies**.

## Using the SupplyBox at the model railway layout:

- **Important:** Perform any connection work by switched-off model railway layout only (switch-off the distribution system or disconnect the main plugs).

The **sockets 1 and 3** of the **SupplyBox** can take up the plugs of the **Märklin Switched Mode Power Supply 60061**.

The **sockets 2 and 4** can be used for **5.5x2.1mm round plug**.



To each of the four sockets has been a separate red light emitting diode (LED) and a 2-poles clamp for the direct current of the connected switched power supply unit assigned.

The polarity of the direct current has been marked at clamps with “-” and “+”.

Here can be the two poles of the supply wire easily connected. Therefore is it possible to connect the different electric and electronic component of the model railway layout.

The red LED next to the clamps will glow if the switched mode power supply units will supply a voltage.

The four supply sections of the **SupplyBox** are electrically completely separated to each other. From each of the four output clamps can be a voltage supply taken, which will be separated from the other three voltages.

## Application sample:

An application sample is the direct current supply of the **Decoder M-DEC for motor drives** from one switched power supply unit. The **picture 1** at the rear side of this instruction shows the wiring for the supply of **Decoders M-DEC** from one **Märklin Switched Mode Power Supply unit 60061**.

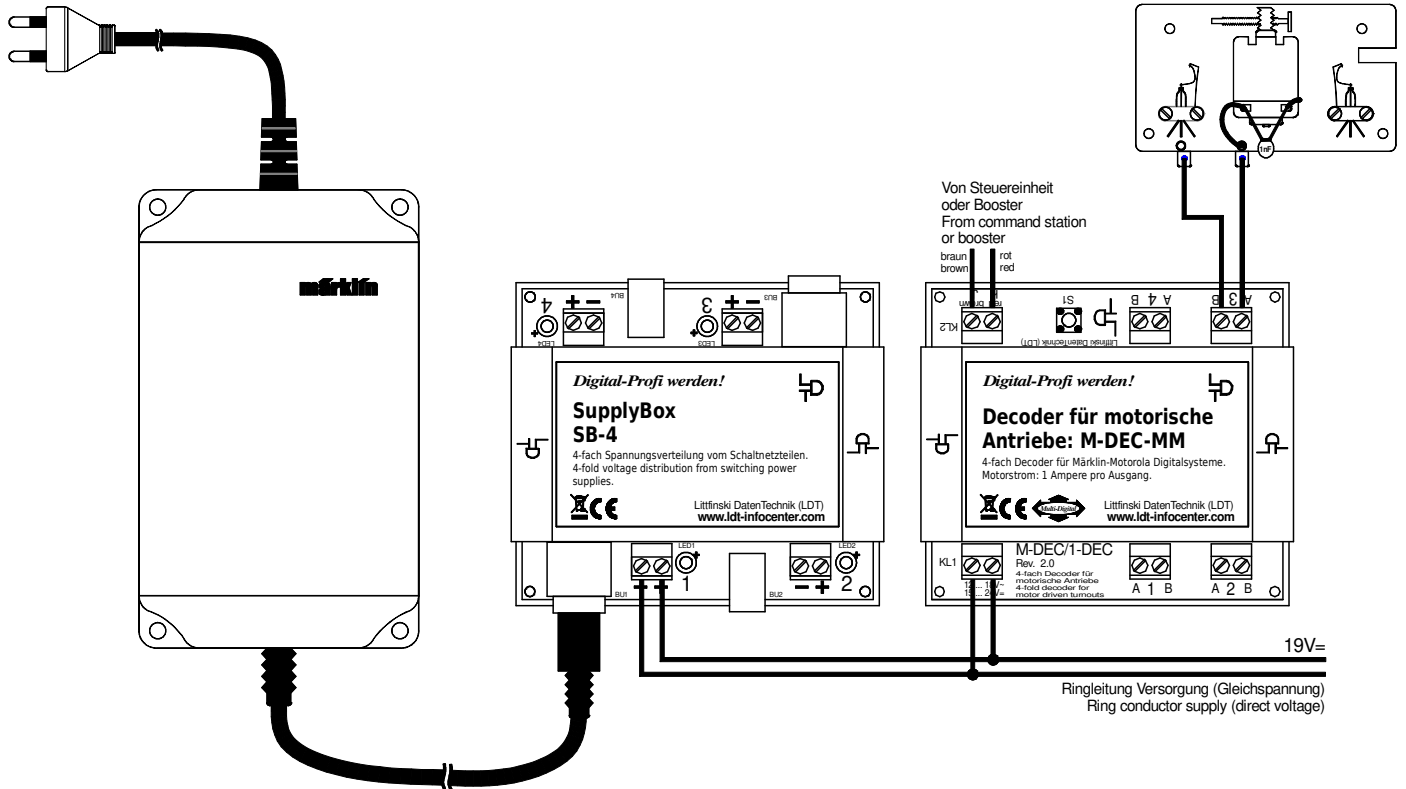
The **picture 2** shows how the **Switched Mode Power Supply unit DB-4-PowerSupply** supplies the external supply input of the **Decoder M-DEC**. Therefore shall be the drive voltage of the turnout drives adjusted at voltage regulator of the **DB-4-PowerSupply** between 15 and 24 Volt suitable for the motors.

Colored sample connections can be found at our Web-Site [www.ldt-infocenter.com](http://www.ldt-infocenter.com) at the section “Downloads”.

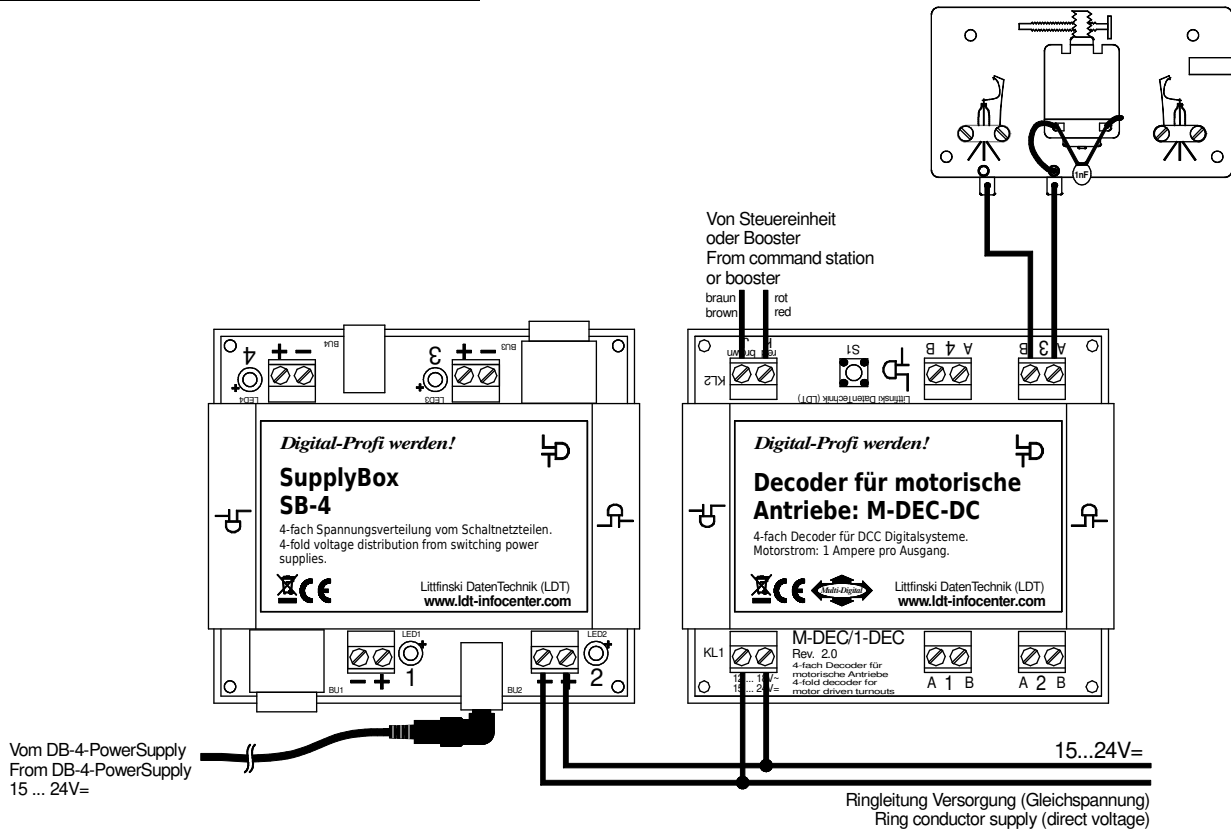
## Accessory:

For the assembly of the **SupplyBox** below your layout base plate is our assembly set **MON-Set** recommended. For the ready assembled kits and the finished modules we offer a suitable case under the order code **LDT-01** a suitable case with the dimension of **93x80x32mm** within our program.

**Picture 1: The Decoder M-DEC receives a direct voltage of 19 Volt from a Märklin Switched Mode Power Supply.**



**Picture 2: The Decoder M-DEC receives a direct voltage of 15 to 24 Volt suitable for the turnout drives from a Switched Mode Power Supply DB-4 PowerSupply.**



Made in Europe by  
**Littfinski DatenTechnik (LDT)**  
 Bühler electronic GmbH  
 Ulmenstraße 43  
 15370 Fredersdorf / Germany  
 Phone: +49 (0) 33439 / 867-0  
 Internet: [www.ltd-infocenter.com](http://www.ltd-infocenter.com)